

D-400

Web 9-13

Individual Income Tax Return 2013 North Carolina Department of Revenue

Print in Black or Blue Ink Only. No Pencil or Red Ink.

Staple All Pages of Your Return Here

For calendar year 2013, or fiscal year beginning (MM-DD) - - 1 3 and ending (MM-DD-YY)

Your Social Security Number Spouse's Social Security Number You must enter your social security number(s)

Your First Name (USE CAPITAL LETTERS FOR YOUR NAME AND ADDRESS) M.I. Your Last Name If a Joint Return, Spouse's First Name M.I. Spouse's Last Name Mailing Address Apartment Number City State Zip Code Country (If not U.S.) County (Enter first five letters)

Fill in circle if you or your spouse were out of the country on April 15 and a U.S. citizen or resident.

Deceased Taxpayer Information

Fill in circle if return is filed and signed by Executor, Administrator or Court-Appointed Personal Representative. If return is for a deceased taxpayer or deceased spouse, enter date of death. Taxpayer (MM-DD-YY) Spouse (MM-DD-YY)

Residency Status

Were you a resident of N.C. for the entire year of 2013? Was your spouse a resident for the entire year? If No, complete Lines 1 through 15. Then go to Page 4 of Form D-400. Fill in residency information and complete Lines 53 through 55.


Filing Status Fill in one circle only. (See instructions on Page 7)

- 1. Single
2. Married Filing Jointly
3. Married Filing Separately (Enter your spouse's full name and Social Security Number) Name SSN
4. Head of Household
5. Qualifying Widow(er) with Dependent Child (Year spouse died:)

Enter the Number of Exemptions claimed on your federal income tax return


- 6. Federal adjusted gross income (Form 1040, Line 37; Form 1040A, Line 21; or Form 1040EZ, Line 4) (If negative, see the Line instructions)
7. Additions to federal adjusted gross income (If applicable, complete Lines 34 through 39 on Page 3 and enter amount from Line 39)
8. Add Lines 6 and 7
9. Deductions from federal adjusted gross income (If applicable, complete Lines 40 through 52 on Page 3 and enter amount from Line 52)
10. Subtract Line 9 from Line 8
11. N.C. standard deduction OR N.C. itemized deductions IMPORTANT: Do not enter the amount from your federal return. (You must fill in appropriate circle. See instructions on Pages 7, 8, and 9)
12. Subtract Line 11 from Line 10
13. N.C. personal exemption allowance (See instructions on Page 9)
14. Subtract Line 13 from Line 12

If amount on Line 6, 8, 10, 12, or 14 is negative, fill in circle. Example:



Staple W-2s Here

15. Enter amount from Line 14		15. <input type="radio"/>	_____	.00
16. Part-year residents and nonresidents Complete Lines 53 through 55 on Page 4 and enter decimal amount from Line 55		▶ 16.	_____	
17. North Carolina Taxable Income Full-year residents enter the amount from Line 15 Part-year residents and nonresidents multiply amount on Line 15 by the decimal amount on Line 16		▶ 17. <input type="radio"/>	_____	.00
18. North Carolina Income Tax - If the amount on Line 17 is less than \$68,000, use the Tax Table beginning on Page 22 of the instructions to determine your tax. If the amount on Line 17 is \$68,000 or more, use the Tax Rate Schedule on Page 30 to calculate your tax.		▶ 18.	_____	.00
19. Tax Credits (From Form D-400TC, Part 4, Line 37 - You must attach Form D-400TC if you enter an amount on this line)		▶ 19.	_____	.00
20. Subtract Line 19 from Line 18		▶ 20.	_____	.00
21. Consumer Use Tax (See instructions on Page 10)		▶ 21.	_____	.00
22. Add Lines 20 and 21		▶ 22.	_____	.00
23. North Carolina Income Tax Withheld (Staple original or copy of the original State wage and tax statement(s) in lower left-hand corner of the return)	<input type="text" value="a. Your tax withheld"/>	▶ 23a.	_____	.00
	<input type="text" value="b. Spouse's tax withheld"/>	▶ 23b.	_____	.00
24. Other Tax Payments				
a. 2013 Estimated Tax		▶ 24a.	_____	.00
b. Paid with Extension		▶ 24b.	_____	.00
c. Partnership	<input type="text" value="If you claim a partnership payment on Line 24c or S corporation payment on Line 24d, you must attach a copy of the NC K-1."/>	▶ 24c.	_____	.00
d. S Corporation		▶ 24d.	_____	.00
25. North Carolina Earned Income Tax Credit (From Form D-400TC, Part 5)		▶ 25.	_____	.00
26. Add Lines 23a through 25 and enter the total on Line 26		▶ 26.	_____	.00
27. a. Tax Due - If Line 22 is more than Line 26, subtract and enter the result		▶ 27a.	_____	.00
b. Penalties		▶ 27b.	_____	.00
c. Interest		▶ 27c.	_____	.00
d. Interest on the underpayment of estimated income tax (See Line instructions and enter letter in box, if applicable)	<input type="text" value="Exception to underpayment of estimated tax"/>	▶ 27d.	_____	.00
28. Add Lines 27a, 27b, 27c, and 27d and enter the total - Pay This Amount You can pay online. Go to www.dornc.com and click on <u>Electronic Services</u> for details.		▶ 28. \$	_____	.00
29. Overpayment - If Line 22 is less than Line 26, subtract and enter the result		▶ 29.	_____	.00
30. Amount of Line 29 to be applied to 2014 Estimated Income Tax		▶ 30.	_____	.00
31. Contribution to the N.C. Nongame and Endangered Wildlife Fund		▶ 31.	_____	.00
32. Add Lines 30 and 31		▶ 32.	_____	.00
33. Subtract Line 32 from Line 29 and enter the Amount To Be Refunded For direct deposit, file electronically. Go to www.dornc.com and click on <u>efile</u> .		▶ 33.	_____	.00



Additions to Federal Adjusted Gross Income (See Line Instructions beginning on Page 12.)

Enter Whole U.S. Dollars Only

- 34. Interest income from obligations of states other than North Carolina ▶ 34. _____ .00
- 35. Adjustment for bonus depreciation (See instructions on Page 13) ▶ 35. _____ .00
- 36. Adjustment for section 179 expense deduction (See instructions on Page 13) ▶ 36. _____ .00
- 37. Adjustment for tuition and fees deduction, Form 1040, Line 34 or Form 1040A, Line 19 (See instructions on Page 13) ▶ 37. _____ .00
- 38. Other additions to federal adjusted gross income (Attach explanation or schedule) ▶ 38. _____ .00
- 39. **Total additions** - Add Lines 34 through 38 (Enter the total here and on Line 7) ▶ 39. _____ .00

Deductions from Federal Adjusted Gross Income (See Line Instructions beginning on Page 13.)



- 40. State or local income tax refund if included on Line 10 of Federal Form 1040 ▶ 40. _____ .00
- 41. Interest income from obligations of the United States or United States' possessions ▶ 41. _____ .00
- 42. Taxable portion of Social Security and Railroad Retirement Benefits included on your federal return ▶ 42. _____ .00
- 43. Retirement benefits received from vested N.C. State government, N.C. local government, or federal government retirees (Bailey settlement - Important: See Line instructions on Page 14) ▶ 43. _____ .00
- 44. If you have retirement benefits not reported on Lines 42 or 43, complete the Retirement Benefits Worksheet on Page 14 and enter the result here ▶ 44. _____ .00
- 45. Severance wages (See Line instructions on Page 15 for explanation of qualifying severance wages) ▶ 45. _____ .00
- 46. Adjustment for bonus depreciation added back in 2008, 2009, 2010, 2011, and 2012 (See Line instructions on Page 15)

- | | | |
|--|--|--|
| 46a. 2008 ▶ _____ .00 | 46b. 2009 ▶ _____ .00 | 46c. 2010 ▶ _____ .00 |
| 46d. 2011 ▶ _____ 00 | 46e. 2012 ▶ _____ .00 | |
| (Add Lines 46a, 46b, 46c, 46d, and 46e and enter on Line 46f.) | | |
| | | 46f. _____ .00 |

- 47. Adjustment for section 179 expense deduction added back in 2010, 2011, and 2012 (See Line instructions on Page 15)
- | | | |
|--|--|--|
| 47a. 2010 ▶ _____ .00 | 47b. 2011 ▶ _____ .00 | 47c. 2012 ▶ _____ .00 |
| (Add Lines 47a, 47b, and 47c and enter on Line 47d.) | | |
| | | 47d. _____ .00 |

- 48. Contributions to North Carolina's National College Savings Program (NC 529 Plan) (See Line instructions on Page 15 for deduction limitations) ▶ 48. _____ .00
- 49. Adjustment for absorbed NOL added back in 2003, 2004, 2005, and 2006 (See instructions on Page 15) ▶ 49. _____ .00
- 50. Adjustment for net business income that is not considered passive income (See instructions on Page 15) ▶ 50. _____ .00
- 51. Other deductions from federal adjusted gross income (Attach explanation or schedule. Do not include any deduction for retirement benefits on this line.) ▶ 51. _____ .00
- 52. **Total deductions** - Add Lines 40 through 51 (Enter the total here and on Line 9) ▶ 52. _____ .00

Computation of North Carolina Taxable Income for Part-Year Residents and Nonresidents
(See Line Instructions beginning on Page 15. Note: **Do not complete Lines 53 through 55 if you were a full-year resident.**)

Fill in applicable circles

You Spouse

Fill in circle(s) if you or your spouse **moved into or out of North Carolina** during the year and enter the dates of residency in the boxes. →

You	
Date residency began	Date residency ended
_____	_____
(MM-DD-YY)	(MM-DD-YY)

Spouse	
Date residency began	Date residency ended
_____	_____
(MM-DD-YY)	(MM-DD-YY)

Fill in circle(s) if you or your spouse were **nonresidents of North Carolina** for the entire year. →

Part-year residents and nonresidents must read the instructions on Page 15 and complete the worksheet on Page 16 to determine the amounts to enter on Lines 53 and 54 below.

53. Enter the amount from **Column B, Line 34 of the Part-Year Resident/Nonresident Worksheet** on Page 16 of the Instructions.

If amount on Line 53 or 54 is negative, fill in circle.

▶ 53. _____ .00

54. Enter the amount from **Column A, Line 34 of the Part-Year Resident/Nonresident Worksheet** on Page 16 of the Instructions.

Example:

▶ 54. _____ .00

55. Divide Line 53 by Line 54 (Enter the result as a decimal amount here and on Line 16; round to four decimal places.)

55. _____

I certify that, to the best of my knowledge, this return is accurate and complete.

If prepared by a person other than taxpayer, this certification is based on all information of which the preparer has any knowledge.

Sign Here

Your Signature _____ Date _____

Paid Preparer's Signature _____ Date _____

Spouse's Signature (If filing joint return, both must sign.) _____ Date _____


Preparer's FEIN, SSN, or PTIN ▶ _____

Home Telephone Number (Include area code.) ▶ _____

Preparer's Telephone Number (Include area code.) ▶ _____

If REFUND mail return to: N.C. DEPT. OF REVENUE
P.O. BOX R
RALEIGH, NC 27634-0001

If you ARE NOT due a refund, mail return, any payment, and D-400V to: N.C. DEPT. OF REVENUE
P.O. BOX 25000
RALEIGH, NC 27640-0640



Original Return Payment Options

Online – You can pay your tax online by bank draft, credit, or debit card using Visa or MasterCard. Go to www.dorncc.com and click on **Electronic Services** for details.

Payment voucher – If you do not pay your tax online, go to www.dorncc.com and generate a personalized Form **D-400V**. Enclose the voucher with your return and payment, and mail to the address listed above. If you do not pay online or by payment voucher, mail a check or money order with your return for the full amount due. Please write "D-400", and your name, address, and social security number on the payment. If filing a joint return, write both social security numbers on your payment in the order that they appear on the return. **Note:** The Department will not accept a check, money order, or cashier's check unless it is drawn on a U.S. (domestic) bank and the funds are payable in U.S. dollars. Please do not staple, tape, paper clip, or otherwise attach your payment or voucher to your return or to each other.

Amended Returns

See Form D-400X for the mailing address and payment options for amended returns.

2013 Individual Tax Credits

North Carolina Department of Revenue

See instructions beginning on Page 16.

If you claim a tax credit on Line 19 or 25 of Form D-400, you must attach this form to the return. If you do not, the tax credit may be disallowed.

Last Name (First 10 Characters) _____	Your Social Security Number _____
IMPORTANT: Do not send a photocopy of this form.	

Part 1. Credit for Income Tax Paid to Another State or Country - N.C. Residents Only You must attach a copy of the return filed with the other state or country and proof of payment. **Important:** If you claim a tax credit for tax paid to more than one state or country, do not fill in Lines 1 through 6; instead, see instructions on Page 16.

<p>1. Total income from all sources (combined for joint filers) from Federal Form 1040, Line 22; 1040A, Line 15; or 1040EZ, Line 4, while a resident of North Carolina, adjusted by the applicable additions shown on Lines 34, 35, 36, and 38 and deductions shown on Lines 40 through 47d and Lines 49, 50, and 51 of Form D-400. Do not make an adjustment for domestic production activities included on Line 38 or for any portion of Line 38 or 51 that does not relate to gross income. (If Line 1 is negative, fill in circle.)</p> <p>2. The portion of Line 1 that was taxed by another state or country.</p> <p>3. Divide Line 2 by Line 1 and enter the result as a decimal amount. (Round to four decimal places.)</p> <p>4. Total North Carolina income tax (From Form D-400, Line 18)</p> <p>5. Computed credit (Multiply Line 3 by Line 4)</p> <p>6. Amount of net tax paid to the other state or country on the income shown on Line 2 (See instructions on Page 17. Net tax paid is the total taxes paid [withholding, estimated tax payments, amount paid with extension, other payments] less any refunds received or expected to be received.)</p> <p>7a. Enter the lesser of Line 5 or Line 6 and include in the total on Line 19, Part 4.</p> <p>7b. Enter in the box the number of states for which credits are claimed.</p>	<p>Enter Whole U.S. Dollars Only</p> <p>▶ <input type="radio"/> 1. _____ .00</p> <p>▶ 2. _____ .00</p> <p>3. _____</p> <p>▶ 4. _____ .00</p> <p>5. _____ .00</p> <p>▶ 6. _____ .00</p> <p>▶ 7a. _____ .00</p> <p>▶ 7b. _____</p>
--	--

Part 2. Credit for Child and Dependent Care Expenses

<p>8. Enter the expenses from Line 3 of Federal Form 2441. (See Credit for Child and Dependent Care Expenses on Page 17 for additional information.)</p> <p>9. Enter the portion of Line 8 that was incurred for dependent(s) who were under the age of seven and dependent(s) who were physically or mentally incapable of caring for themselves.</p> <p>10. Credit (Use the Child and Dependent Care Credit Table on Page 17. Multiply the amount on Line 9 by the applicable decimal amount in Column A of the table and enter the result here.)</p> <p>11. Other qualifying expenses (Line 8 minus Line 9)</p> <p>12. Credit (Use the Child and Dependent Care Credit Table on Page 17 of the instructions. Multiply the amount on Line 11 by the applicable decimal amount in Column B of the table and enter the result here.)</p> <p>13. Total credit for child and dependent care expenses. (Line 10 plus Line 12) Full-year residents enter this amount here and on Line 15 below.</p> <p>14. Part-year residents and nonresidents multiply the amount on Line 13 of this form by the decimal amount from Form D-400, Line 16 and enter the result here and on Line 15 below. If Line 16 of Form D-400 is more than 1.0000, enter the amount from Line 13 here and on Line 15 below.</p> <p>15. Total credit for child and dependent care expenses from Line 13 or Line 14. (Include the amount on this line in the total on Line 19, Part 4.)</p>	<p>▶ 8. _____ .00</p> <p>▶ 9. _____ .00</p> <p>▶ 10. _____ .00</p> <p>▶ 11. _____ .00</p> <p>▶ 12. _____ .00</p> <p>▶ 13. _____ .00</p> <p>▶ 14. _____ .00</p> <p>▶ 15. _____ .00</p>
---	---

Part 3. Credit for Children (Important: This credit can be claimed only for a dependent child who was under 17 years of age on the last day of the tax year.)

If you are entitled to claim the federal child tax credit and your federal adjusted gross income (Form D-400, Line 6) is less than the following amounts shown for your filing status (**Married filing jointly/qualifying widow(er) - \$100,000; Head of Household - \$80,000; Single - \$60,000; or Married filing separately - \$50,000**), complete Lines 16 through 18. Otherwise, do not complete Lines 16 through 18; you may not claim the credit for children.


<p>16. Multiply the number of children for whom you are entitled to claim the federal child tax credit by \$100 and enter the result here. (Full-year residents enter this amount here and on Line 18 below.)</p> <p>17. Part-year residents and nonresidents multiply the amount on Line 16 by the decimal amount from Form D-400, Line 16 and enter the result here and on Line 18 below. If Line 16 of Form D-400 is more than 1.0000, enter the amount from Line 16 here and on Line 18 below.</p> <p>18. Credit for children (Include the amount on this line in the total on Line 19, Part 4.)</p>	<p>▶ 16. _____ .00</p> <p>▶ 17. _____ .00</p> <p>▶ 18. _____ .00</p>
--	--

Part 4. Other Tax Credits (Limited to the amount of tax)

<p>19. Total of Parts 1, 2, and 3 (Add Lines 7a, 15, and 18.)</p> <p>20. Credit for charitable contributions by nonitemizers (Enter your total charitable contributions on Line 20a. Then complete the Worksheet for Determining Tax Credit for Charitable Contributions on Page 18 of the instructions and enter the tax credit on Line 20b.)</p>	<p>▶ 19. _____ .00</p> <p>▶ 20a. _____ .00</p> <p>▶ 20b. _____ .00</p>
---	--

Part 4. Other Tax Credits (Limited to the amount of tax) (continued)

21. Credit for long-term care insurance premiums (Complete the Worksheet for Determining Tax Credit for Premiums Paid on Long-term Care Insurance Contracts on Page 19 of the instructions.) Do not enter more than \$350 per contract.	▶	21.	_____	.00
22. Credit for adoption expenses (Complete the Adoption Tax Credit Worksheet on Page 19 of the instructions.)	▶	22.	_____	.00
23. Credit for children with disabilities who require special education (See instructions on Page 19.)	▶	23.	_____	.00
<div style="border: 1px solid black; padding: 2px; display: inline-block;"> Number of eligible dependent children ▶ _____ </div>				
24. Credit for Qualified Business Investments (See instructions on Page 19. You must attach a copy of the tax credit approval letter that you received from the Department of Revenue.)	▶	24.	_____	.00
25. Credit for disabled taxpayer, dependent, or spouse (Complete Form D-429, Worksheet for Determining the Credit for the Disabled Taxpayer, Dependent, or Spouse , and enter the amount from Line 13 or 14, whichever is applicable.)	▶	25.	_____	.00
26. Credit for certain real property land donations (See instructions on Page 20.)	▶	26.	_____	.00
Enter expenditures and expenses on Lines 27a, 28a, 29a, and 30a only in the first year the credit is taken				
27. Credit for rehabilitating an income-producing historic structure (See instructions on Page 20.)				
Enter qualified rehabilitation expenditures ▶ 27a.	_____	.00	Enter installment amount of credit ▶ 27b.	_____
28. Credit for rehabilitating a nonincome-producing historic structure (See instructions on Page 20.)				
Enter rehabilitation expenses ▶ 28a.	_____	.00	Enter installment amount of credit ▶ 28b.	_____
29. Credit for rehabilitating an income-producing historic mill facility (See instructions on Page 20.)				
Enter qualified rehabilitation expenditures ▶ 29a.	_____	.00	Enter amount of credit ▶ 29b.	_____
30. Credit for rehabilitating a nonincome-producing historic mill facility (See instructions on Page 20.)				
Enter rehabilitation expenses ▶ 30a.	_____	.00	Enter installment amount of credit ▶ 30b.	_____
31. Other miscellaneous income tax credits (See instructions on Page 20.)				
Fill in applicable circles:				
<input type="radio"/> Property Taxes on Farm Machinery	<input type="radio"/> Gleaned Crops			
<input type="radio"/> Handicapped Dwelling Units	<input type="radio"/> Poultry Composting			
<input type="radio"/> Conservation Tillage Equipment	<input type="radio"/> Recycling Oyster Shells			
32. Tax credits carried over from previous year, if any. Do not include any carryover of tax credits claimed on Form NC-478.	▶	32.	_____	.00
33. Total (Add Lines 19, 20b, 21, 22, 23, 24, 25, 26, 27b, 28b, 29b, 30b, 31, and 32)		33.	_____	.00
34. Amount of total North Carolina income tax (From Form D-400, Line 18)		34.	_____	.00
35. Enter the lesser of Line 33 or Line 34		35.	_____	.00
36. Business incentive and energy tax credits (See instructions on Page 21. Attach Form NC-478 and any required supporting schedules to the front of your income tax return.)	▶	36.	_____	.00
<div style="border: 1px solid black; padding: 2px; display: inline-block;"> Fill in circle if NC-478 is attached. Example: <input checked="" type="radio"/> </div>				
37. Add Lines 35 and 36 (Enter the total here and on Form D-400, Line 19.) The amount on this line may not exceed the tax shown on Form D-400, Line 18.		37.	_____	.00



Part 5. Earned Income Tax Credit (Not limited to the amount of tax)

You are allowed a credit equal to 4.5% of the Earned Income Tax Credit allowed on your federal return. For part-year residents and nonresidents, the credit must be prorated based on the ratio of income subject to North Carolina tax to total federal income.

38. Enter the amount of your federal earned income tax credit.	▶	38.	_____	.00
<div style="border: 1px solid black; padding: 2px; display: inline-block;"> Number of qualifying children ▶ _____ </div>				
39. Multiply Line 38 by 4.5% (.045) Full-year residents enter this amount here and on Line 25 of Form D-400.		39.	_____	.00
40. Part-year residents and nonresidents multiply the amount on Line 39 by the decimal amount from Form D-400, Line 16 and enter the result here and on Line 25 of Form D-400. If Line 16 of Form D-400 is more than 1.0000, enter the amount from Line 39 here and on Line 25 of Form D-400.		40.	_____	.00