

Individual Income Tax Return 2006

North Carolina Department of Revenue *Print in Black or Blue Ink Only.*

For calendar year **2006**, or other tax year beginning (MM-DD) _____ - _____ - **06** and ending (MM-DD-YY) _____ - _____ - _____

Your Social Security Number

Spouse's Social Security Number

← **You must enter your social security number(s)** →

Your First Name (USE CAPITAL LETTERS FOR YOUR NAME AND ADDRESS) _____ M.I. _____ Your Last Name _____
 If a Joint Return, Spouse's First Name _____ M.I. _____ Spouse's Last Name _____
 Address _____ County (Enter first five letters) _____
 City _____ State _____ Zip Code _____ Country (If not U.S.) _____

← Fill in circle if you or your spouse were out of the country on April 15 and a U.S. citizen or resident.

Deceased Taxpayer Information	N.C. Public Campaign Fund	N.C. Political Parties Financing Fund								
<p>Taxpayer (MM-DD-YY) _____ Spouse (MM-DD-YY) _____</p> <div style="border: 1px solid black; padding: 5px; width: fit-content;"> If return is for a deceased taxpayer or deceased spouse, enter date of death. </div> <p><input type="radio"/> Fill in circle if return is filed and signed by Executor or Administrator.</p>	<p>Mark 'Yes' if you want to designate \$3 of taxes to this special Fund for voter education materials and for candidates who accept spending limits. Marking 'Yes' does not change your tax or refund.</p> <p style="text-align: center;"> <input type="radio"/> You <input type="radio"/> Your Spouse <input type="radio"/> Yes <input type="radio"/> Yes <input type="radio"/> No <input type="radio"/> No </p> <p><i>(Fill in appropriate circle)</i></p>	<p>Fill in appropriate circle if you want to designate \$3 to this fund. Your tax remains the same whether or not you make a designation.</p> <table style="width: 100%;"> <tr> <th style="text-align: center;">You</th> <th style="text-align: center;">Your Spouse</th> </tr> <tr> <td><input type="radio"/> Democratic</td> <td><input type="radio"/> Democratic</td> </tr> <tr> <td><input type="radio"/> Republican</td> <td><input type="radio"/> Republican</td> </tr> <tr> <td><input type="radio"/> Unspecified</td> <td><input type="radio"/> Unspecified</td> </tr> </table>	You	Your Spouse	<input type="radio"/> Democratic	<input type="radio"/> Democratic	<input type="radio"/> Republican	<input type="radio"/> Republican	<input type="radio"/> Unspecified	<input type="radio"/> Unspecified
You	Your Spouse									
<input type="radio"/> Democratic	<input type="radio"/> Democratic									
<input type="radio"/> Republican	<input type="radio"/> Republican									
<input type="radio"/> Unspecified	<input type="radio"/> Unspecified									

Federal Adjusted Gross Income

Enter federal adjusted gross income from your federal return Fill in circle if negative
 (Form 1040, Line 37; Form 1040A, Line 21; or Form 1040EZ, Line 4) _____ .00

Residency Status Were you a resident of N.C. for the entire year of 2006? Yes No *If No, complete Lines 1 through 11. Then go to Page 4 of Form D-400. Fill in residency information and complete Lines 48 through 50.*
 Was your spouse a resident for the entire year? Yes No

Filing Status Same as federal. Fill in one circle only. If your spouse was a nonresident and had no North Carolina taxable income in 2006, see the Line Instructions for Lines 1 through 5. If you do not indicate your filing status by filling in one of the circles, any refund due will be delayed.

- 1. Single
 - 2. Married Filing Jointly
 - 3. Married Filing Separately → (Enter your spouse's full name and Social Security Number) Name _____ SSN _____
 - 4. Head of Household
 - 5. Qualifying Widow(er) with Dependent Child (Year spouse died: _____)
- Enter the Number of Exemptions claimed on your federal income tax return _____

6. Taxable Income from Your Federal Income Tax Return Enter Whole U.S. Dollars Only
 Form 1040, Line 43; Form 1040A, Line 27; or Form 1040EZ, Line 6
 (If zero, see the Line Instructions) 6. _____ .00

7. Additions to Federal Taxable Income All taxpayers must complete Lines 29 through 38 on Page 3 and enter amount from Line 38 7. _____ .00


8. Add Lines 6 and 7 8. _____ .00

9. Deductions from Federal Taxable Income If applicable, complete Lines 39 through 47 on Page 3 and enter amount from Line 47 9. _____ .00

10. Line 8 minus Line 9 10. _____ .00

If amount on Line 6, 8, 10, 11, or 13 is negative, fill in circle.

Example:



11. Enter amount from Line 10

12. Part-year residents and nonresidents

Complete Lines 48 through 50 on Page 4 and enter decimal amount from Line 50

13. North Carolina Taxable Income

Full-year residents enter the amount from Line 11

Part-year residents and nonresidents multiply amount on Line 11 by the decimal amount on Line 12

If amount on Line 11 or 13 is negative, fill in circle.
Example:

11. _____ .00

12. _____ .00

13. _____ .00

14. North Carolina Income Tax

If the amount on Line 13 is less than \$68,000, use the Tax Table beginning on Page 17 of the instructions to determine your tax. If the amount on Line 13 is \$68,000 or more, use the Tax Rate Schedule on Page 25 to calculate your tax.

14. _____ .00

15. Tax Credits (From Form D-400TC, Part 4, Line 34 - You must attach Form D-400TC if you enter an amount on this line)

▶ 15. _____ .00

16. Subtract Line 15 from Line 14

16. _____ .00

17. Consumer Use Tax (See instructions on Page 8)

▶ 17. _____ .00

18. Add Lines 16 and 17

18. _____ .00

19. North Carolina Income Tax Withheld

(Staple original or copy of the original State wage and tax statement(s) in top left-hand corner of the return)

a. Your tax withheld ▶ 19a. _____ .00

b. Spouse's tax withheld ▶ 19b. _____ .00

20. Other Tax Payments

a. 2006 Estimated Tax ▶ 20a. _____ .00

b. Paid with Extension ▶ 20b. _____ .00

c. Partnership ▶ 20c. _____ .00

If you claim a partnership payment on Line 20c or S corporation payment on Line 20d, you must attach a copy of the NC K-1.

d. S Corporation ▶ 20d. _____ .00

21. Add Lines 19a through 20d and enter the total on Line 21

21. _____ .00

22. a. If Line 18 is more than Line 21, subtract and enter the result

▶ 22a. _____ .00

b. Penalties and interest (See Line instructions)

22b. _____ .00

c. Underpayment of estimated income tax (See Line instructions and enter letter in box, if applicable)

Exception to underpayment of estimated tax ▶

▶ 22c. _____ .00

23. Add Lines 22a, 22b, and 22c and enter the total - Pay This Amount

You can now pay online. Go to our website and click on Electronic Services for details.

23. \$ _____ .00

24. If Line 18 is less than Line 21, subtract and enter the result

24. _____ .00

25. Amount of Line 24 to be applied to 2007 Estimated Income Tax

▶ 25. _____ .00

26. Contribution to the N.C. Nongame and Endangered Wildlife Fund


▶ 26. _____ .00

27. Add Lines 25 and 26

27. _____ .00

28. Subtract Line 27 from Line 24 and enter the Amount To Be Refunded

▶ 28. _____ .00



Additions to Federal Taxable Income (See Line Instructions beginning on Page 10.)

29. Enter the itemized deductions or the standard deduction from your federal return

- Form 1040, Line 40
- Form 1040A, Line 24
- Form 1040EZ SINGLE filers - enter \$5,150 **OR** the amount from Line 5 of Form 1040EZ, **whichever is less**
- Form 1040EZ MARRIED FILING JOINTLY filers - enter \$10,300 **OR** the amount from Line 5 of Form 1040EZ, **whichever is less**

Enter Whole U.S. Dollars Only

▶ 29. _____ .00

30. Enter your N.C. standard deduction (The standard deduction for most people is shown below.)

- Single..... \$3,000
- Married filing jointly..... \$6,000
- Head of household \$4,400
- Married filing separately:
- Qualifying widow(er) \$6,000
- If your spouse **does not** claim itemized deductions. \$3,000
- If your spouse claims itemized deductions..... 0

▶ 30. _____ .00

Note: If 65 or older or blind **OR** if someone can claim you as a dependent, see the applicable chart or worksheet on Page 10 to determine the amount to enter on this line.

31. Subtract Line 30 from Line 29 and enter the result here, but not less than zero

31. _____ .00

32. **If you claimed the standard deduction** on your federal return, do not enter any amount on Line 32. **Instead, skip Line 32 and go to Line 33.**

If you itemized your deductions on your federal return, enter on this line the state and local income taxes or general sales taxes from Line 5 of Federal Schedule A and any foreign income taxes included on Line 8 of Federal Schedule A. **IMPORTANT:** If you were required to complete the **Itemized Deductions Worksheet** in the instructions for **Federal Form 1040**, and you answered "Yes" on Line 7 of the federal worksheet, see Page 11.

▶ 32. _____ .00

33. **If you claimed the standard deduction**, enter the amount from Line 31 above.

If you itemized your deductions, compare Line 31 with Line 32 and enter whichever is less.

▶ 33. _____ .00

34. Personal exemption adjustment (Complete the **Personal Exemption Adjustment Worksheet** on Page 11 of the instructions and enter the result)

▶ 34. _____ .00

35. Interest income from obligations of states other than North Carolina

▶ 35. _____ .00

36. Adjustment for domestic production activities (See instructions on Page 11)

▶ 36. _____ .00

37. Other additions to federal taxable income (Attach explanation or schedule)

▶ 37. _____ .00

38. **Total additions** - Add Lines 33 through 37 (Enter the total here and on Line 7)

38. _____ .00

Deductions from Federal Taxable Income (See Line Instructions beginning on Page 12.)

39. State or local income tax refund if included on Line 10 of Federal Form 1040

▶ 39. _____ .00

40. Interest income from obligations of the United States or United States' possessions

▶ 40. _____ .00

41. Taxable portion of Social Security and Railroad Retirement Benefits included on your federal return

▶ 41. _____ .00

42. Retirement benefits received by vested N.C. State government, N.C. local government, or federal government retirees (**Bailey settlement**)

▶ 42. _____ .00

43. If you have retirement benefits not reported on Lines 41 or 42, complete the **Retirement Benefits Worksheet** on Page 12 and enter the result here

▶ 43. _____ .00

44. Severance wages (See Line instructions on Page 12 for explanation of qualifying severance wages)

▶ 44. _____ .00

45. Adjustment for additional first-year depreciation added back in 2002, 2003, and 2004 (**Important:** See Line instructions on Page 12)

▶ 45. _____ .00

46. Other deductions from federal taxable income (Attach explanation or schedule. Do not include any deduction for retirement benefits on this line.)

▶ 46. _____ .00

47. **Total deductions** - Add Lines 39 through 46 (Enter the total here and on Line 9)

47. _____ .00



Computation of North Carolina Taxable Income for Nonresidents and Part-Year Residents

(See Line Instructions beginning on Page 13. Note: **Do not** complete Lines 48 through 50 if you were a full-year resident.)

Fill in applicable circles

Fill in circle(s) if you or your spouse were **nonresidents of North Carolina** for the entire year.

You Spouse

Fill in circle(s) if you or your spouse **moved into or out of North Carolina** during the year and enter the dates of residency in the boxes.

You	
Date residency began	Date residency ended
<input type="text"/>	<input type="text"/>
(MM-DD-YY)	(MM-DD-YY)

Spouse	
Date residency began	Date residency ended
<input type="text"/>	<input type="text"/>
(MM-DD-YY)	(MM-DD-YY)

Nonresidents and part-year residents must complete the worksheet on Page 13 of the instructions to determine the amounts to enter on Lines 48 and 49 below.

Enter Whole U.S. Dollars Only

48. Enter the amount from **Column B, Line 30 of the Nonresident/Part-Year Resident Worksheet** on Page 13 of the Instructions.

If amount on Line 48 or 49 is negative, fill in circle.
Example:

48. .00

49. Enter the amount from **Column A, Line 30 of the Nonresident/Part-Year Resident Worksheet** on Page 13 of the Instructions.

49. .00

50. Divide Line 48 by Line 49 (Enter the result as a decimal amount here and on Line 12; round to four decimal places.)

50.

I certify that, to the best of my knowledge, this return is accurate and complete.

If prepared by a person other than taxpayer, this certification is based on all information of which the preparer has any knowledge.

Sign Here

Your Signature _____ Date _____

Paid Preparer's Signature _____ Date _____

Spouse's Signature (If filing joint return, both must sign.) _____ Date _____

Preparer's FEIN, SSN, or PTIN

Home Telephone Number (Include area code.)

Preparer's Telephone Number (Include area code.)

If REFUND mail return to:

N.C. DEPT. OF REVENUE
P.O. BOX R
RALEIGH, NC 27634-0001

If you ARE NOT due a refund, mail return, any payment, and D-400V to:

N.C. DEPT. OF REVENUE
P.O. BOX 25000
RALEIGH, NC 27640-0640



Payment Options

Online - You can pay your tax online by bank draft or credit or debit card using Visa or MasterCard. Go to our website www.dornc.com and click on **Electronic Services** for details.

Payment Voucher - If you received a pre-addressed income tax booklet **and** you do not pay your tax online, use the payment voucher (**Form D-400V**) included in the back of the booklet. Complete the voucher and enclose it with your return and payment in the envelope provided. **Note:** The Department will not accept a check, money order, or cashier's check unless it is drawn on a U.S. (domestic) bank and the funds are payable in U.S. dollars. Be sure to enter your social security number(s) in the boxes provided on the voucher. Do not use Form D-400V if any of the preprinted information does not match what you entered on your return. Instead, go to our website to generate a personalized D-400V with the correct information. Please do not staple, tape, paper clip, or otherwise attach your payment or voucher to your return or to each other.

2006 Individual Tax Credits

North Carolina Department of Revenue

See instructions beginning on Page 14.

If you claim a tax credit on Line 15 of Form D-400, **you must** attach this form to the return. If you do not, the tax credit may be disallowed.

Last Name (First 10 Characters)

Your Social Security Number

Part 1. Credit for Income Tax Paid to Another State or Country - N.C. Residents Only

You must attach a copy of the return filed with the other state or country and proof of payment. **Important:** If you claim a tax credit for tax paid to more than one state or country, **do not** fill in Lines 1 through 6; instead, see instructions on Page 14.

1. Total income from all sources while a resident of North Carolina (combined for joint filers), adjusted by the applicable additions shown on Lines 35 through 37 and deductions shown on Lines 39 through 46 of Form D-400. Do not make an adjustment for any portion of Line 37 or 46 that does not relate to gross income. (If Line 1 is negative, fill in circle)	▶ <input type="radio"/>	1.	_____ .00
2. The portion of Line 1 that was taxed by another state or country	▶	2.	_____ .00
3. Divide Line 2 by Line 1 and enter the result as a decimal amount (Round to four decimal places)		3.	_____
4. North Carolina income tax (From Form D-400, Line 14)	▶	4.	_____ .00
5. Computed credit (Multiply Line 3 by Line 4)		5.	_____ .00
6. Amount of net tax paid to the other state or country on the income shown on Line 2 (See instructions on Page 14. Net tax paid is the total taxes paid [withholding, estimated tax payments, amount paid with extension, other payments] less any refunds received or expected to be received.)	▶	6.	_____ .00
7a. Enter the lesser of Line 5 or Line 6 and include in the total on Line 19, Part 4	▶	7a.	_____ .00
7b. Enter in the box the number of states for which credits are claimed	▶	7b.	_____

Part 2. Credit for Child and Dependent Care Expenses

8. Enter the expenses from Line 3 of Federal Form 2441 or Line 3 of Schedule 2, Part II, Form 1040A, (See Credit for Child and Dependent Care Expenses on Page 14 for additional information.)	▶	8.	_____ .00
9. Enter the portion of Line 8 that was incurred for dependent(s) who were under the age of seven and dependent(s) who were physically or mentally incapable of caring for themselves	▶	9.	_____ .00
10. Credit (Use the Child and Dependent Care Credit Table on Page 14. Multiply the amount on Line 9 by the applicable decimal amount in Column A of the table and enter the result here)	▶	10.	_____ .00
11. Other qualifying expenses (Line 8 minus Line 9)		11.	_____ .00
12. Credit (Use the Child and Dependent Care Credit Table on Page 14 of the instructions. Multiply the amount on Line 11 by the applicable decimal amount in Column B of the table and enter the result here)	▶	12.	_____ .00
13. Total credit for child and dependent care expenses (Line 10 plus Line 12). Full-year residents enter this amount here and on Line 15 below		13.	_____ .00
14. Nonresidents and part-year residents multiply the amount on Line 13 of this form by the decimal amount from Form D-400, Line 12 and enter the result here and on Line 15 below. If Line 12 of Form D-400 is more than 1.0000, enter the amount from Line 13 here and on Line 15 below		14.	_____ .00
15. Total credit for child and dependent care expenses from Line 13 or Line 14 (Include the amount on this line in the total on Line 19, Part 4)		15.	_____ .00



Part 3. Credit for Children (Important: This credit can be claimed only for a dependent child who was under 17 years of age on the last day of the tax year.)

If you are entitled to claim the federal child tax credit and your federal adjusted gross income (Form 1040, Line 37; or Form 1040A, Line 21) is less than the following amounts shown for your filing status (**Married filing jointly/qualifying widow(er) - \$100,000; Head of Household - \$80,000; Single - \$60,000; or Married filing separately - \$50,000**), complete Lines 16 through 18. Otherwise, **do not** complete Lines 16 through 18; you **may not** claim the credit for children

16. Multiply the number of children for whom you are entitled to claim the federal child tax credit by \$100 and enter the result here (Full-year residents enter this amount here and on Line 18 below)	▶	16.	_____ .00
17. Nonresidents and part-year residents multiply the amount on Line 16 by the decimal amount from Form D-400, Line 12 and enter the result here and on Line 18 below. If Line 12 of Form D-400 is more than 1.0000, enter the amount from Line 16 here and on Line 18 below		17.	_____ .00
18. Credit for children (Include the amount on this line in the total on Line 19, Part 4)		18.	_____ .00

Part 4. Other Tax Credits (Limited to the amount of tax)

19. Total of Parts 1, 2, and 3 (Add Lines 7a, 15, and 18) 19. _____ .00

20. Credit for charitable contributions by nonitemizers
 (Enter your total charitable contributions on Line 20a. ▶ 20a. _____ .00) ▶ 20b. _____ .00
 Then complete the **Worksheet for Determining Tax Credit for Charitable Contributions** on Page 15 of the instructions and enter the tax credit on Line 20b.)

21. Credit for Qualified Business Investments (See instructions on Page 15. You must attach a copy of the tax credit approval letter that you received from the Department of Revenue.) ▶ 21. _____ .00

22. Credit for disabled taxpayer, dependent, or spouse (Complete Form D-429, Worksheet for Determining the Credit for the Disabled Taxpayer, Dependent, or Spouse, and enter the amount from Line 13 or 14, whichever is applicable) ▶ 22. _____ .00

23. Credit for certain real property land donations (See instructions on Page 15) ▶ 23. _____ .00

24. Credit for rehabilitating an **income-producing** historic structure (See instructions on Page 15)
 Enter qualified rehabilitation expenditures ▶ 24a. _____ .00 Enter installment amount of credit ▶ 24b. _____ .00

25. Credit for rehabilitating a **nonincome-producing** historic structure (See instructions on Page 15)
 Enter rehabilitation expenses ▶ 25a. _____ .00 Enter installment amount of credit ▶ 25b. _____ .00

26. Credit for rehabilitating an **income-producing** historic mill facility (See instructions on Page 16)
 Enter qualified rehabilitation expenditures ▶ 26a. _____ .00 Enter installment amount of credit ▶ 26b. _____ .00

27. Credit for rehabilitating a **nonincome-producing** historic mill facility (See instructions on Page 16)
 Enter rehabilitation expenses ▶ 27a. _____ .00 Enter installment amount of credit ▶ 27b. _____ .00

28. Other miscellaneous income tax credits (See instructions on Page 16)
 Fill in applicable circles:
 Property Taxes on Farm Machinery Maximum credit \$1,000
 Gleaned Crops 10% of market value
 Handicapped Dwelling Units Maximum credit \$550 per unit
 Poultry Composting Maximum credit \$1,000 per installation
 Conservation Tillage Equipment Maximum credit \$2,500
 Recycling Oyster Shells \$1 per bushel donated
 ▶ 28. _____ .00

29. Tax credits carried over from previous year, if any. Do not include any carryover of tax credits claimed on Form NC-478 ▶ 29. _____ .00


30. Total (Add Lines 19, 20b, 21, 22, 23, 24b, 25b, 26b, 27b, 28 and 29) 30. _____ .00

31. Amount of tax (From Form D-400, Line 14) 31. _____ .00

32. Enter the lesser of Line 30 or Line 31 32. _____ .00

33. Business incentive and energy tax credits (See instructions on Page 16. Attach Form NC-478 and any required supporting schedules to the front of your income tax return.)
 Fill in circle if NC-478 is attached ▶ 33. _____ .00

34. Add Lines 32 and 33 (Enter the total here and on Form D-400, Line 15)
 The amount on this line may not exceed the tax shown on Form D-400, Line 14 34. _____ .00



You must submit this form if you claim a tax credit on Line 15 of Form D-400.